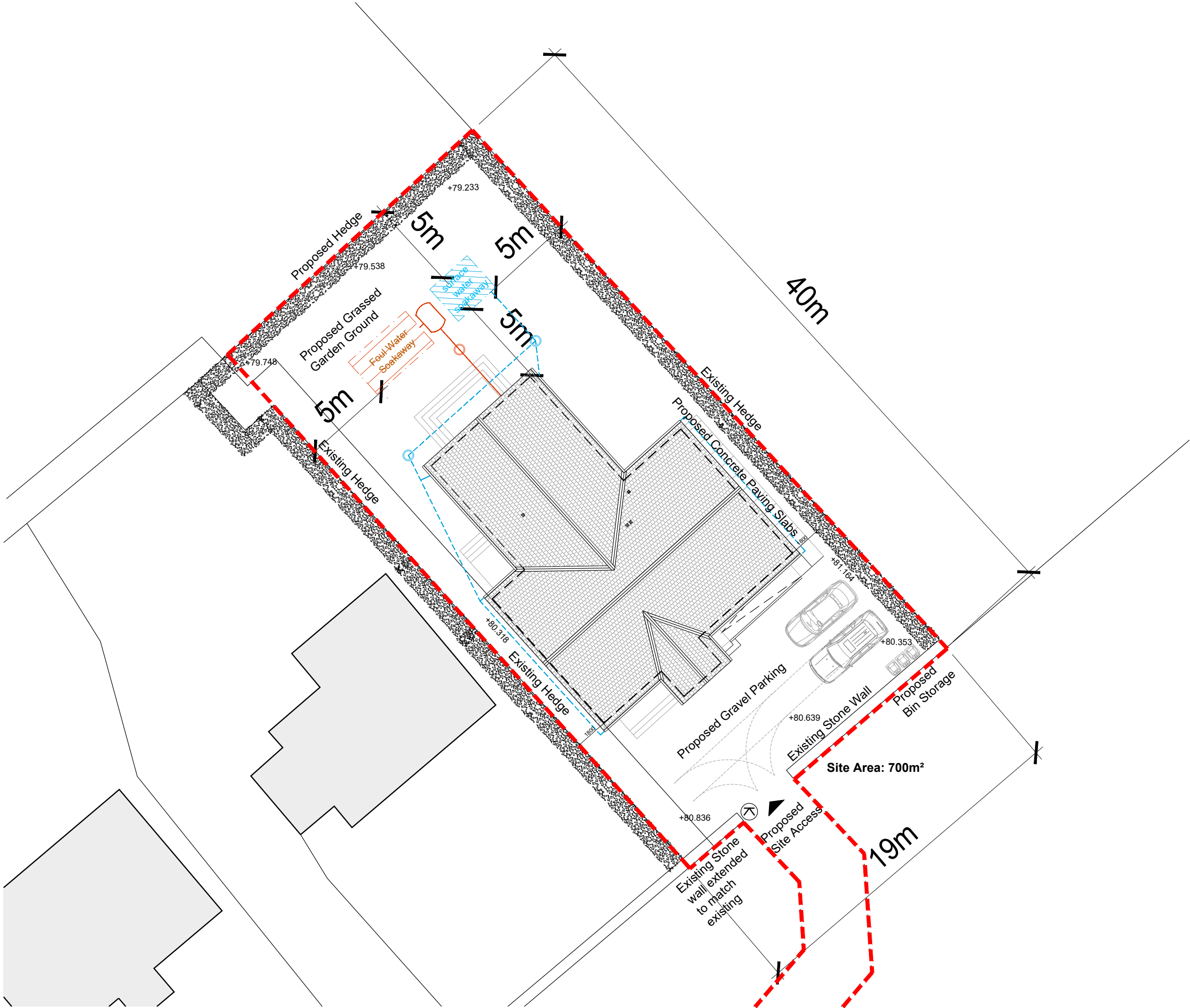

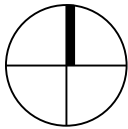


Notes:
All dimensions to be checked on site prior to commencement of works. Architect to be informed of any discrepancies prior to start of work. Do not scale off this drawing for construction purposes.



Rev

Planning

PROJECT TITLE:

New House at Kinnochtry

CLIENT:

Mr G. Burke Jr

LOCATION:

Kinnochtry, Burrelton

DWG TITLE:

Proposed Site Plan

SCALE: 1:200 @ A3

DATE: Jan '22

DRAWN BY: SH

DRAWING NO:

4951-D-01

LJRH Chartered Architects

18 South Tay Street, Dundee, DD1 1PD

T: 01382 200511 E: admin@ljrh.co.uk

W: www.ljrh.co.uk F: facebook.com/ljrharchitects

This drawing is protected by copyright. It may not be reproduced in any form or by any means for any propose, without gaining prior written permission from Leedingham Jameson Rogers + Hynd Chartered Architects

LJRH